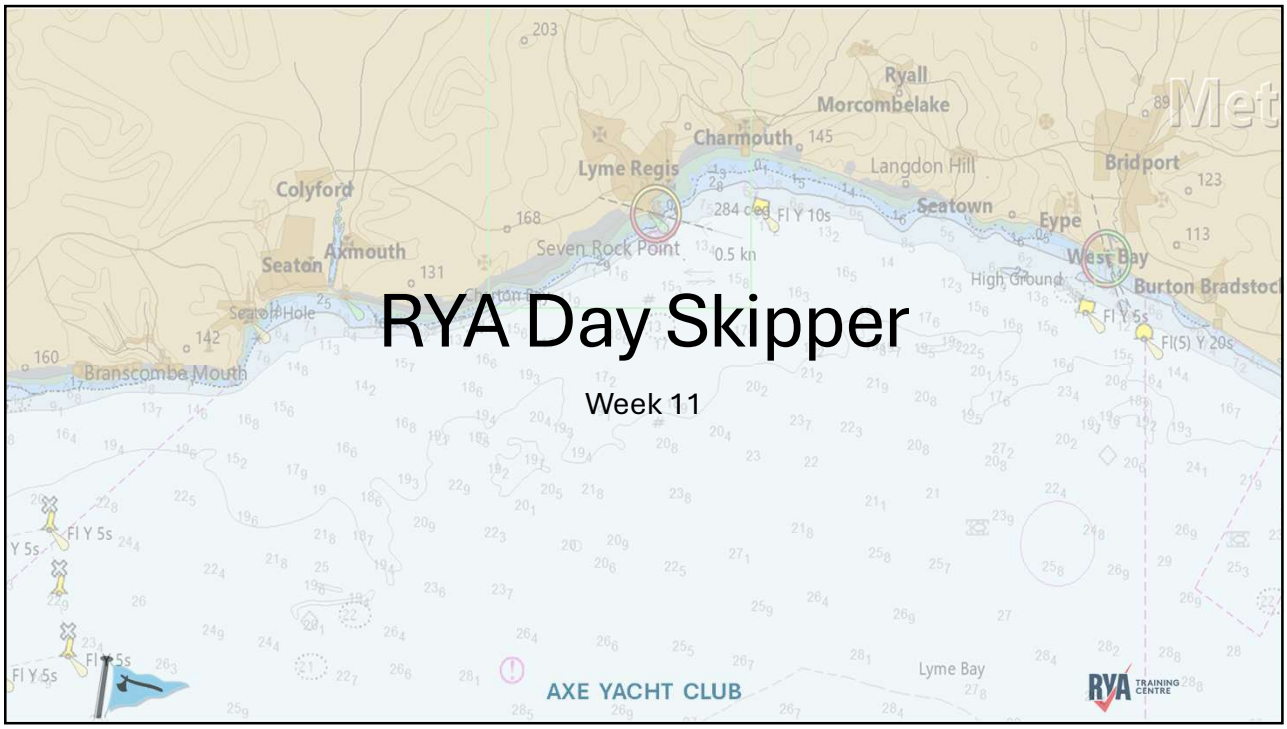
RYA Day Skipper
Week 11
AXE YACHT CLUB
Lyme Bay
Ryall
Morcombelake
Charmouth
Lyme Regis
Langdon Hill
Bridport
Colyford
Seaton
Axmouth
Seven Rock Point
Seatown
Eype
West Bay
High Ground
Burton Bradstock
Seaton Hole
Branscombe Mouth
Fl Y 5s
Fl(5) Y 20s
RYA TRAINING CENTRE

1

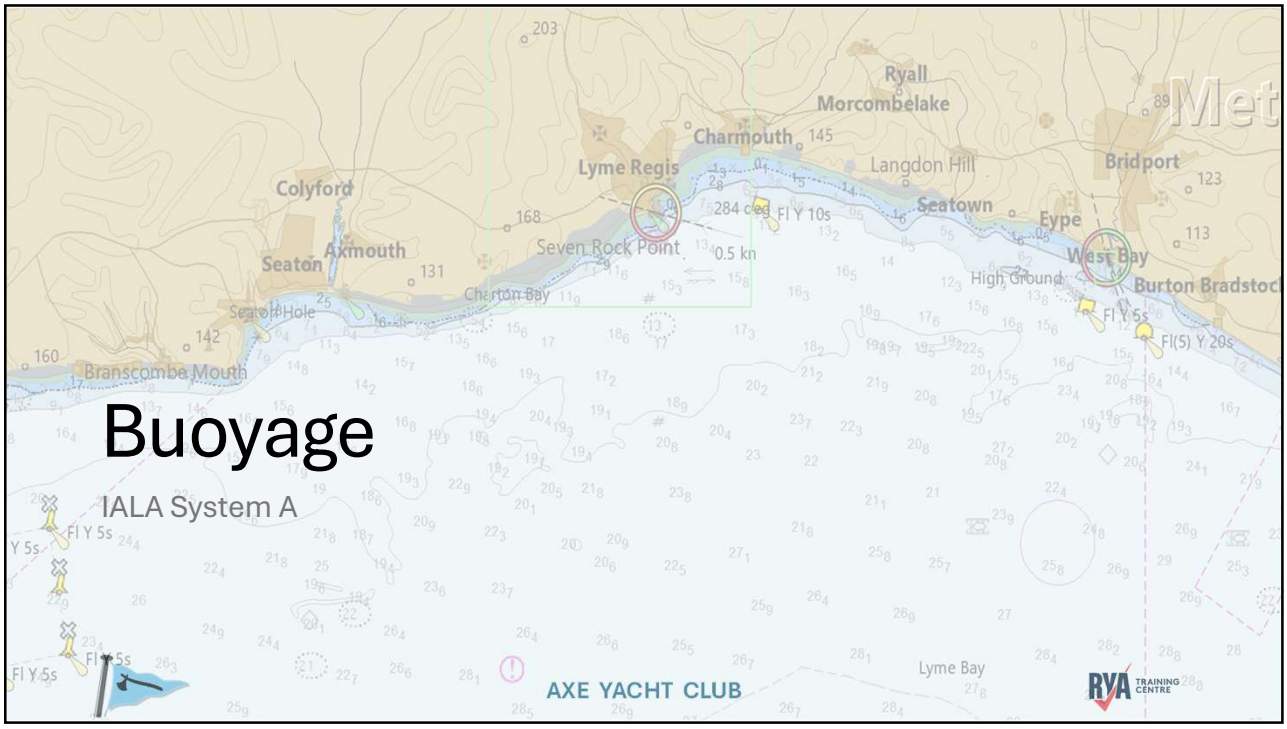
Buoyage
IALA System A
AXE YACHT CLUB
Lyme Bay
Ryall
Morcombelake
Charmouth
Lyme Regis
Langdon Hill
Bridport
Colyford
Seaton
Axmouth
Seven Rock Point
Seatown
Eype
West Bay
High Ground
Burton Bradstock
Seaton Hole
Branscombe Mouth
Fl Y 5s
Fl(5) Y 20s
RYA TRAINING CENTRE

2

IALA **Region A** and **Region B**



https://en.wikipedia.org/wiki/File:IALA_Maritime_Buoyage_System_Regions.png

AXE YACHT CLUB

3

Lateral Marks

Direction of Buoyage – normally the direction of the main flood tide

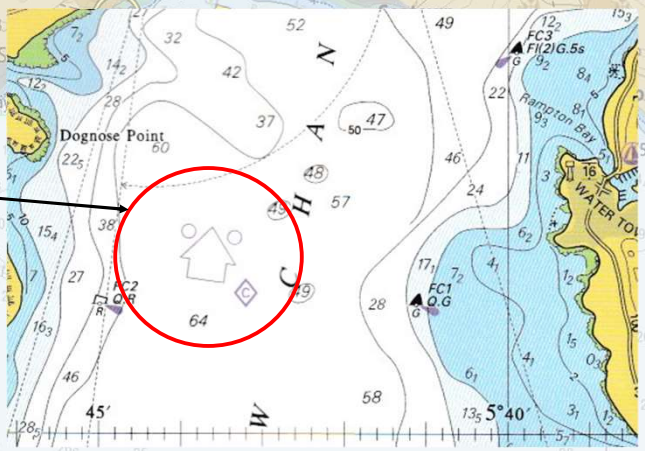

AXE YACHT CLUB

4

Port and Starboard Marks

Port Hand Mark		Starboard Hand Mark
		
Can	Shape	Cone
Trapezium (Flat Top)	Topmark	Cone (Pointed Top)
Red Flashing / Group flash	Light	Green Flashing / Group flash

AXE YACHT CLUB

5

Cardinal Marks

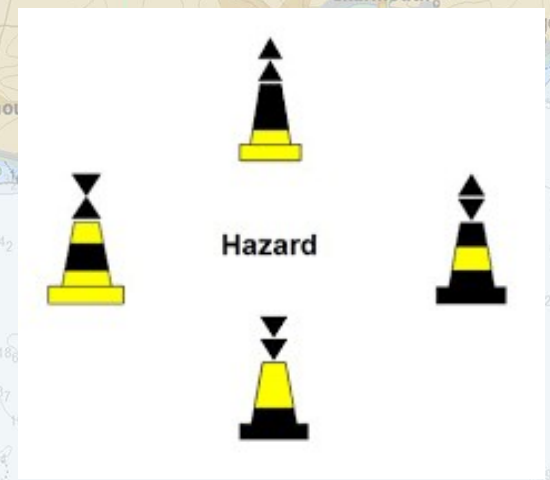

North

Fl (9)

Fl (3)

All lights are white

AXE YACHT CLUB

6

Other Marks



Safe Water Mark
Iso / L Fl 10s / Mo A / Oc



Isolated Danger Mark
Fl (2)

Special Mark
Yellow light if lit



Temporary Wreck Buoy
Alt Y/Bu



AXE YACHT CLUB

7

Not always a buoy!



AXE YACHT CLUB

8

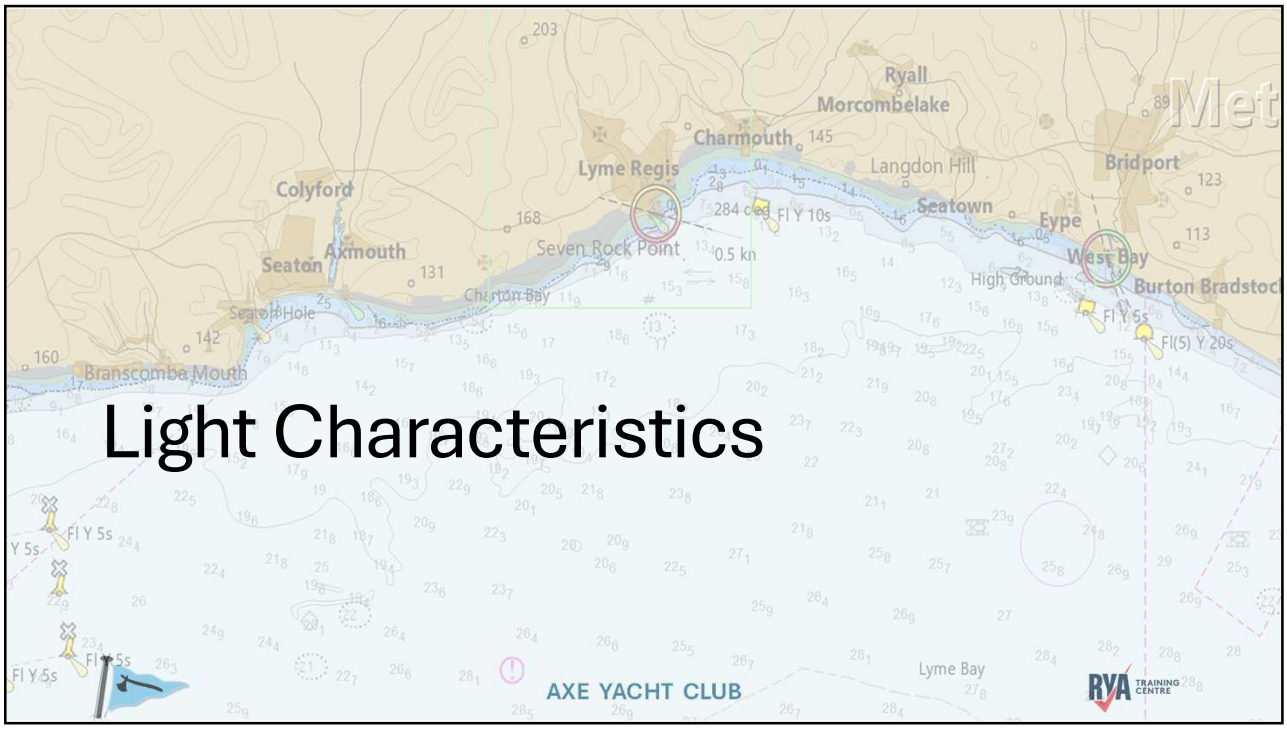
Light Characteristics
Ryall
Morcombelake
Charmouth
Lyme Regis
Langdon Hill
Bridport
Colyford
Seatown
Axmouth
Seaton
Seven Rock Point
West Bay
Burton Bradstock
Branscombe Mouth
Lyme Bay
AXE YACHT CLUB

9

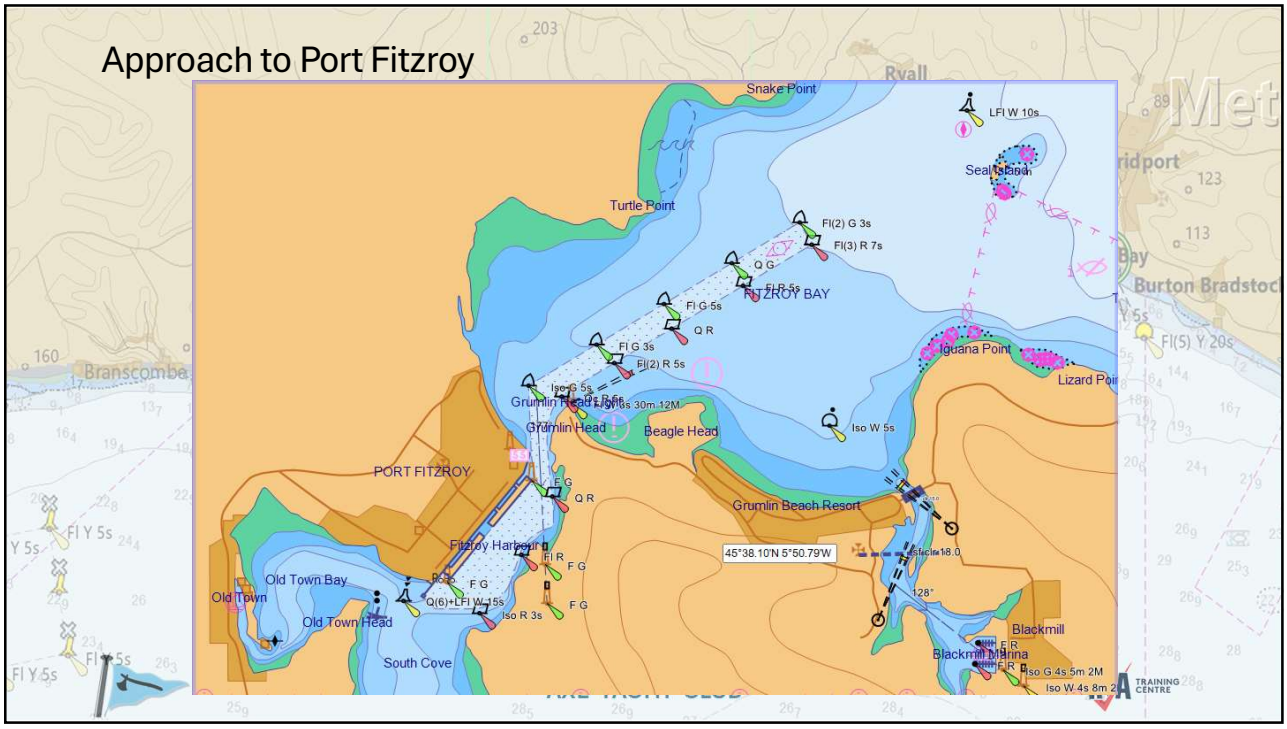
Approach to Port Fitzroy
Snake Point
Turtle Point
FITZROY BAY
Iguana Point
Beagle Head
Grumlin Head
PORT FITZROY
Grumlin Beach Resort
Fitzroy Harbour
Old Town Bay
Old Town
Old Town Head
South Cove
Blackmill
Blackmill Marina
45°38.10'N 5°50.79'W

10

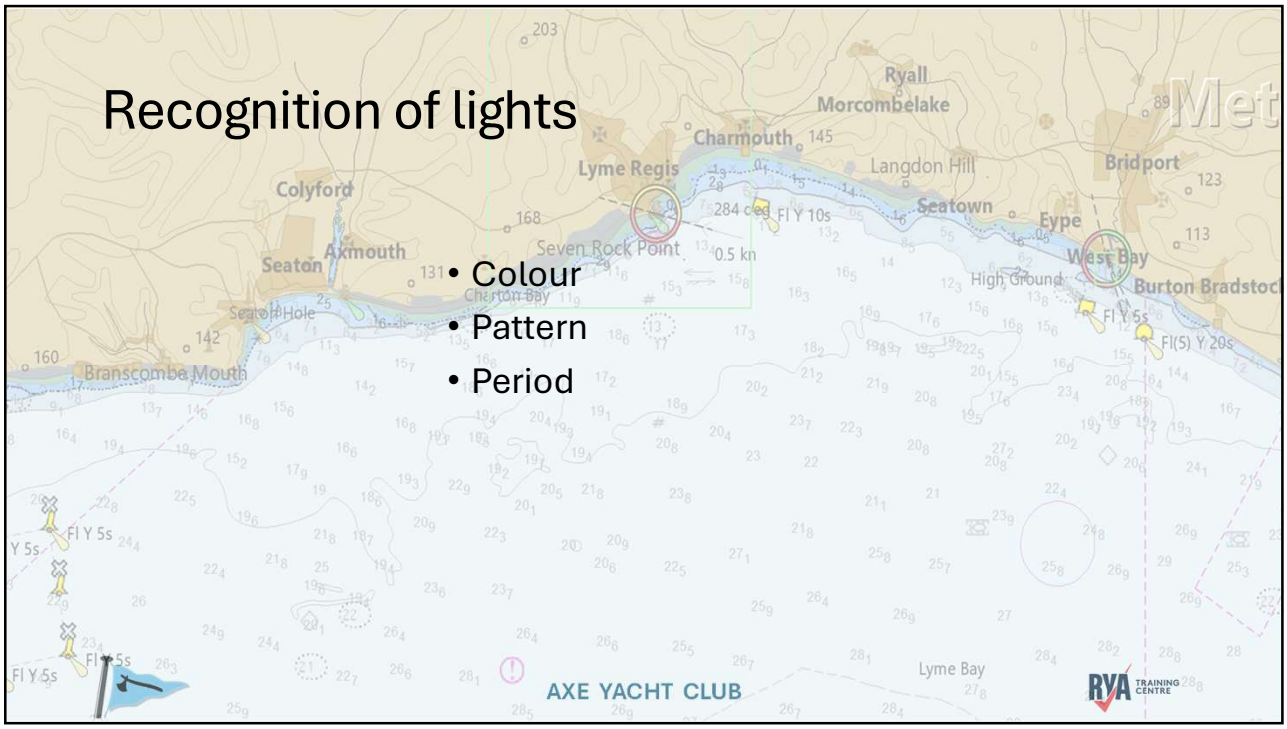
Recognition of lights
• Colour
• Pattern
• Period
Ryall
Morcombelake
Charmouth
Lyme Regis
Langdon Hill
Bridport
Colyford
Seaton
Axmouth
Seatown
Eype
West Bay
Seven Rock Point
0.5 kn
Fl Y 10s
Fl Y 5s
Fl(5) Y 20s
Branscombe Mouth
AXE YACHT CLUB
Lyme Bay

11

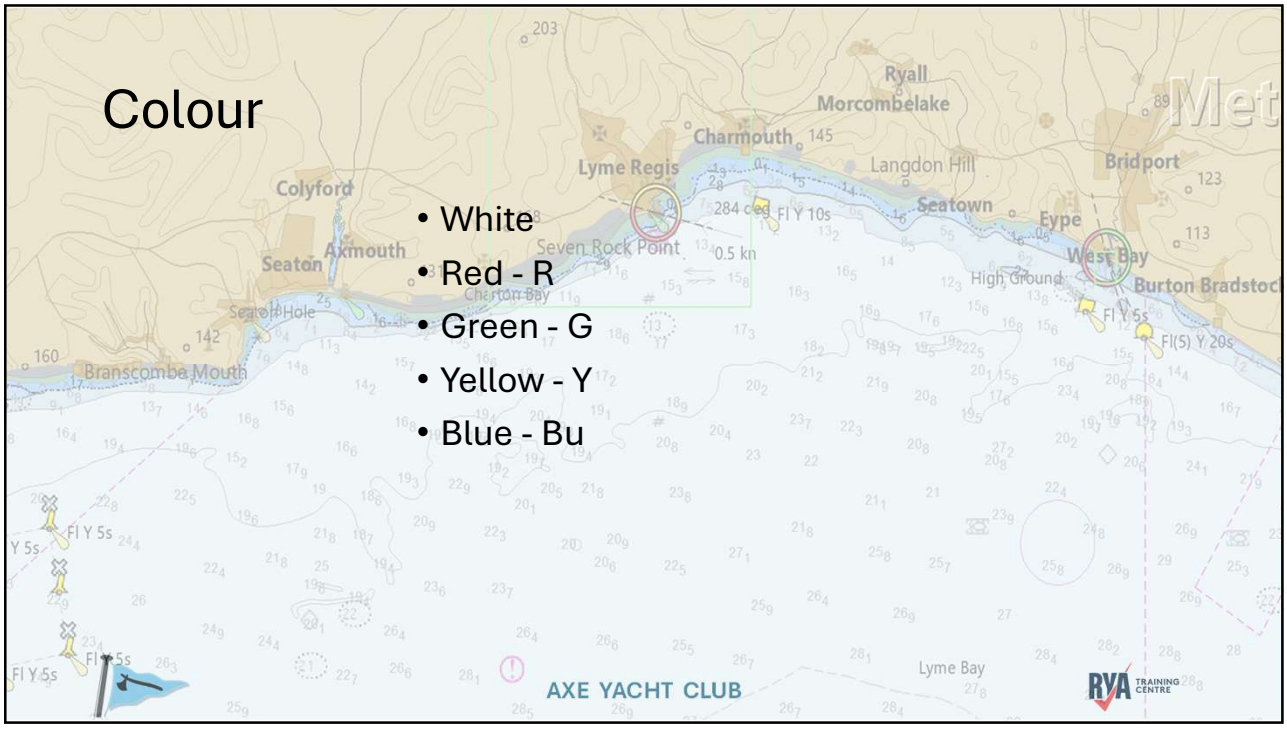
Colour
• White
• Red - R
• Green - G
• Yellow - Y
• Blue - Bu
Ryall
Morcombelake
Charmouth
Lyme Regis
Langdon Hill
Bridport
Colyford
Seaton
Axmouth
Seatown
Eype
West Bay
Seven Rock Point
0.5 kn
Fl Y 10s
Fl Y 5s
Fl(5) Y 20s
Branscombe Mouth
AXE YACHT CLUB
Lyme Bay

12

Pattern

- Fixed – F (Normally on shore installations)
- Long Flash – L Fl (On for 2 or more seconds)
- Flashing – Fl (30 per minute)
- Quick Flashing – Q (60 per minute)
- Very Quick Flashing – VQ (120 per minute)
- Ultra Quick – UQ (>160 per minute)
- Occulting - Oc
- Isophase - Iso
- Alternating - Al
- Morse - Mo

AXE YACHT CLUB

13

Period

The time for a complete "cycle" of the light.

That is from the time it comes on at the beginning of the pattern until when it comes on again to repeat the pattern.

For example:
Fl (2) R 10s



Period = 10s

AXE YACHT CLUB

14

Identification of lights

- If possible work out the expected bearing of the light from you – background lights can make it very difficult to find the light.
- Watch several complete cycles of the light to confirm the pattern, especially in waves or swell.
- Use a stopwatch to time the period.
- In a channel or river – tick off the buoys on chart / pilotage plan as you pass them.

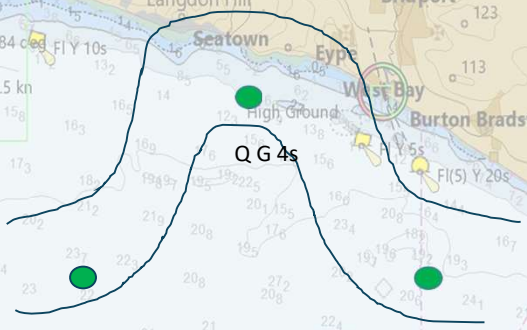

AXE YACHT CLUB

15

Light Houses – Height and Nominal Range



Height of the light above MHWS

"Nominal" Range – take as an indication of brightness

AXE YACHT CLUB

16

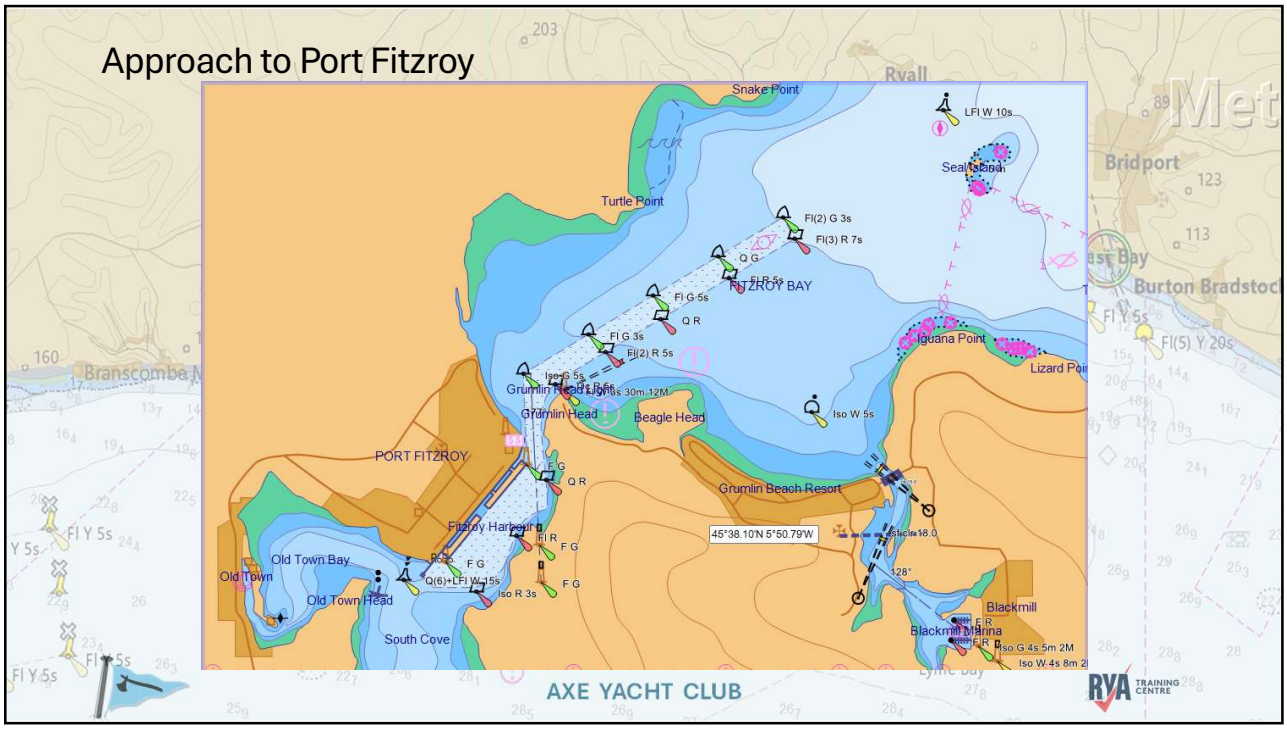
Approach to Port Fitzroy
Snake Point
LFl W 10s
Seal Island
Turtle Point
Fl(2) G 3s
Fl(3) R 7s
Q G
FITZROY BAY
Fl G 5s
Q R
Fl G 3s
Fl(2) R 5s
Iguana Point
Lizard Point
Grumlin Head
Beagle Head
Iso W 5s
PORT FITZROY
Q R
Grumlin Beach Resort
Fitzroy Harbour
Fl R
F G
45°38.10'N 5°50.79'W
Old Town Bay
Old Town
Old Town Head
Q(6)+LFl W 15s
Iso R 3s
South Cove
128°
Blackmill
Blackmill Marina
Iso G 4s 5m 2M
Iso W 4s 8m 2
Bridport
Burton Bradstock
Fl Y 5s
Fl(5) Y 20s
AXE YACHT CLUB
RYA TRAINING CENTRE

17